

Self-Propelled Articulating Booms

Z™ -45/25 RT & Z™ -45/25J RT

Specifications

Models	Z-45/25 RT		Z-45/25J RT	
Measurements	US	Metric	US	Metric
Working height maximum*	51 ft 10 in	15.97 m	52 ft 1 in	16.05 m
Platform height maximum	45 ft 10 in	13.97 m	46 ft 1 in	14.05 m
Horizontal reach maximum	24 ft 7 in	7.49 m	24 ft 8 in	7.52 m
Up and over clearance maximum	23 ft 5 in	7.14 m	23 ft 5 in	7.14 m
A Platform length	2 ft 6 in	0.76 m	2 ft 6 in	0.76 m
B Platform width	6 ft	1.83 m	6 ft	1.83 m
C Height - stowed	7 ft	2.13 m	7 ft	2.13 m
D Length - stowed	17 ft 8 in	5.38 m	21 ft 10 in	6.65 m
E Width	7 ft 6 in	2.29 m	7 ft 6 in	2.29 m
F Wheelbase	6 ft 8 in	2.03 m	6 ft 8 in	2.03 m
G Ground clearance - center	1 ft 2.5 in	0.37 m	1 ft 2.5 in	0.37 m

Productivity

Lift capacity	500 lbs	227 kg	500 lbs	227 kg
Platform rotation	180°		160°	
Vertical Jib rotation	—		135°	
Turntable rotation	355° non-continuous		355° non-continuous	
Turntable tailswing	zero		zero	
Drive speed - stowed	4.5 mph	7.24 km/h	4.5 mph	7.24 km/h
Drive speed - raised **	0.61 mph	1.0 km/h	0.61 mph	1.0 km/h
Gradeability - 2WD - stowed***	30%		30%	
Gradeability - 4WD - stowed***	45%		45%	
Turning radius - inside	5 ft 6 in	1.68 m	5 ft 6 in	1.68 m
Turning radius - outside	14 ft 9 in	4.50 m	14 ft 9 in	4.50 m
Controls	12 V DC proportional		12 V DC proportional	
Tires	315/55 D20		315/55 D20	

Power

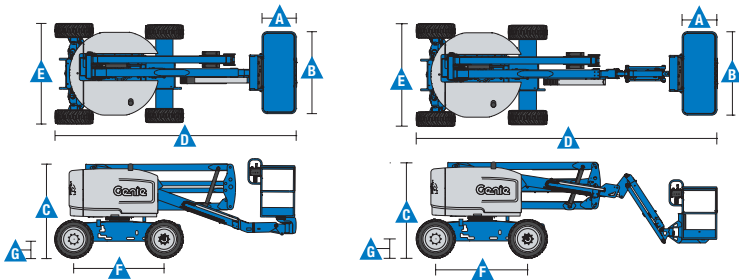
Power source	Ford MSG425 4 cylinder gas/LPG 75 hp (55.9 kW) T4f Deutz D2.9L4 3 cylinder diesel 48 hp (35.8 kW) T4f Perkins 404f-22 4 cylinder diesel 48 hp (35.8 kW)			
Auxiliary power unit	12 V DC		12 V DC	
Hydraulic tank capacity	22 gal	83 L	22 gal	83 L
Fuel tank capacity	17 gal	64.4 L	17 gal	64.4 L

Weight****

2WD	13,100 lbs	5942 kg	13,200 lbs	5987 kg
4WD	13,400 lbs	6078 kg	13,500 lbs	6123 kg

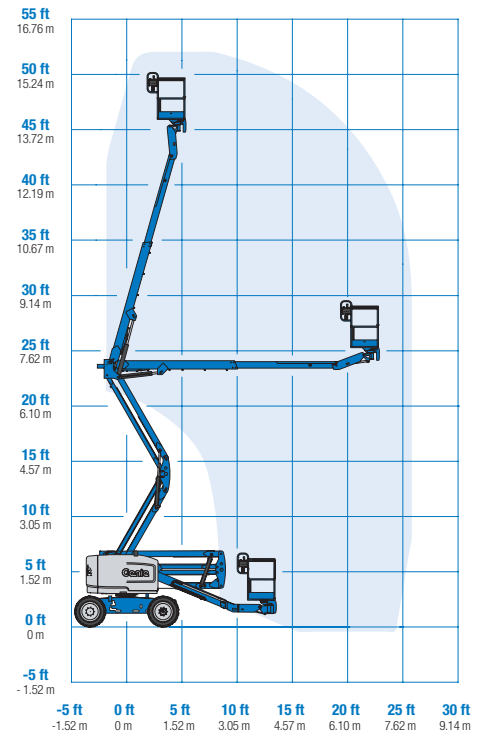
Standards Compliance

ANSI A92.5, CSA B354.4, EN 280, AS 1418.10

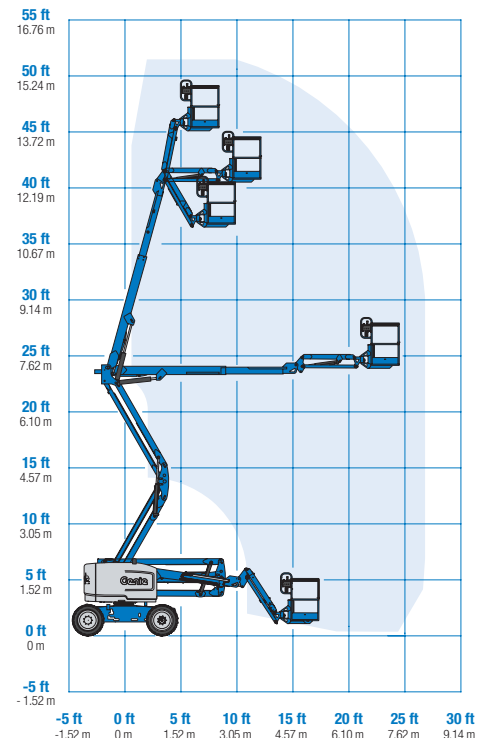


* The metric equivalent of working height adds 2 m to platform height. U.S. adds 6 ft to platform height.
** In lift mode (platform raised), the machine is designed to operate on firm, level surfaces only.
*** Gradeability applies to driving on slopes. See operator's manual for details regarding slope ratings.
**** Weight will vary depending on options and/or country standards.

Range Of Motion Z-45/25 RT



Range Of Motion Z-45/25J RT



Features

Standard Features

Measurements

Z-45/25 RT

- 51 ft 10 in (15.97 m) working height
- 24 ft 7 in (7.49 m) horizontal reach
- 23 ft 5 in (7.14 m) up and over clearance
- Up to 500 lbs (227 kg) lift capacity

Z-45/25J RT

- 52 ft 1 in (16.05 m) working height
- 24 ft 8 in (7.52 m) horizontal reach
- 23 ft 5 in (7.14 m) up and over clearance
- Up to 500 lbs (227 kg) lift capacity

Productivity

- Self-leveling platform
- Hydraulic platform rotation
- Proportional joystick controls
- Drive enable
- AC power cord to platform
- Horn
- Hour meter
- Tilt alarm
- Descent alarm
- 355° non-continuous turntable rotation
- Positive traction drive
- Two speed wheel motors
- Telematics ready connector

Power

- 12 V DC auxiliary power
- Swing out engine tray
- Intake air heater (Deutz engine only)

Easily Configured To Meet Your Needs

Platform Options

- Steel 6 ft (1.83 m) (standard)
- Steel 6 ft (1.83 m) tri-entry

Jib Options

- Non-jib
- 5 ft (1.52 m) jib boom

Power Options

- 75 hp (55.9 kW) Ford gas/LPG
- 48 hp (35.8 kW) Deutz T4f diesel
- 48 hp (35.8 kW) Perkins T4f diesel

Drive Options

- 2WD
- 4WD

Axle Options

- Active oscillation (4WD)
- Non-oscillating (2WD)

Tire Options

- Rough terrain air-filled (standard)
- Rough terrain foam-filled
- Rough terrain non-marking (air or foam-filled)
- High flotation air-filled
- Sealant treated air-filled

Options & Accessories

Productivity

- Platform swing gate
- Half mesh platform inserts with swing gate
- Platform top auxiliary rail
- Air line to platform
- Thumb rocker steer
- Biodegradable hydraulic oil
- Fire resistant hydraulic oil
- Aircraft protection package*
- Hostile environment kit
- Alarm package (Beacon and travel)
- Panel cradle package
- Light package
- Lockable platform control box cover
- Tow package

Power

- Engine gauge package (Ford engine only)
- AC generator packages (110V/60Hz - 220V/50Hz, 2200W)
- Cold Weather Packages
- Diesel catalytic scrubber muffler (T4i engines only)
- LPG tank 33.5 lbs (15.19 kg) capacity



* Reduces platform capacity to 440 lbs (only available on jib models)

Genie United States

18340 NE 76th Street
P.O. Box 97030
Redmond, Washington 98073-9730
Telephone +1 (425) 881-1800
Toll Free in USA/Canada +1 (800)-536-1800
Fax +1 (425) 883-3475

Distributed By: